

Educational Technology

Appleworks Databases: Madlib

Step One:

Determine story line and which words would be replaced by madib type fields. This can be done on paper or in a word document for easy copy and pasting into textboxes.

Step Two:

Open database [apple or FileMaker Pro]

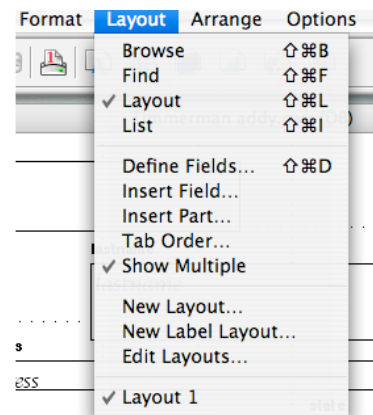
Type in fields: [each field must have a different name]

Noun1, noun2, noun3,

Verb1, verb2

Positional word1, positional word2

>press done, apple defaults to browse view

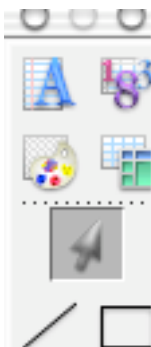
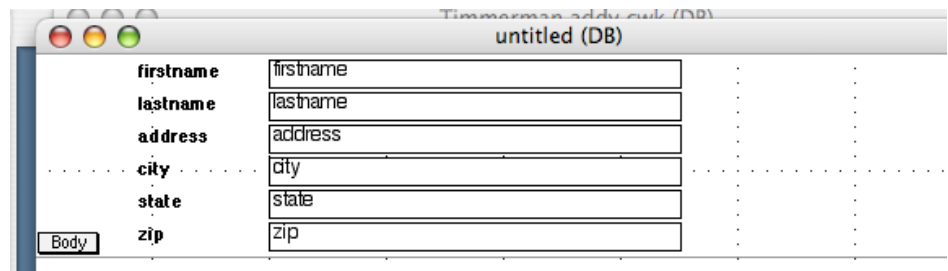


Step Three:

>change layout view to "layout"

>pull body line to 3/4 of page.

>select all fields and labels; move to bottom temporarily.



Step Four:

>Select the text box tool: [blue A on toolbar]

>click and drag to draw a textbox on page.

>type in paragraph or word problem.

>format type style and size.

>click at the beginning of each line and hit 'return' to double space the paragraph.

>use the 'arrange' menu to move paragraph to back.

Step Five:

Placing fields:

>drag fields to appropriate places on top of paragraph; resize the fields as needed.

>place labels under the blank boxes to give direction for what to type into the answer fields.

Step Six:

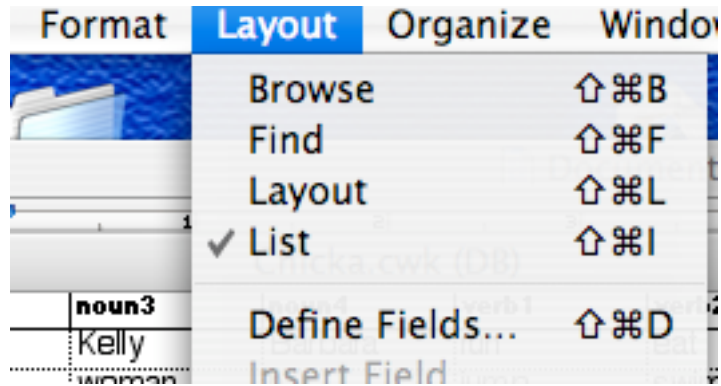
>change layout to “list”

>type in answers for madlib

Step Seven:

>change layout to “browse”

>read story or work math problem.



mode'

Here's an online example of the madlib database:

<http://www.eduplace.com/tales/>

WACKY WEB TALES

Fill in the blanks.

Super Salad

| | |
|------------------|----------------------|
| singular noun | <input type="text"/> |
| month | <input type="text"/> |
| month | <input type="text"/> |
| adjective | <input type="text"/> |
| adjective | <input type="text"/> |
| number | <input type="text"/> |
| plural noun | <input type="text"/> |
| fruit (singular) | <input type="text"/> |
| fruit (singular) | <input type="text"/> |
| number | <input type="text"/> |
| singular noun | <input type="text"/> |
| number | <input type="text"/> |

WACKY WEB TALES

Read your tale.

Super Salad

To make the best **cat** salad, you need fresh ingredients. The best time to buy a fresh **cat** is from **march** to **april**. Go to your local market. Pick up one **cat** and study it. The **cat** should be **kind** and **mean**. These taste the best! Put **6** of them in your shopping cart. You will also need a pound each of carrots and **spoons**.

Next, you need to get the ingredients for the salad dressing. You might like **apple** dressing, which tastes yummy on **cat** salad, but you might also enjoy **banana** dressing. Pick out the **9** best fruits you can find. Take your ingredients home, and get ready to make your salad.

Wash and dry each **cat** thoroughly. Use your **chair** to separate the parts of the **cat**. Put the pieces in a large salad bowl. Next, chop the carrots and **spoons**, and put those in the bowl. To make the dressing, mash the fruit in another bowl. Add a cup of oil and **2** teaspoons of vinegar. Pour the dressing into the large salad bowl and mix the ingredients. Voilà! Enjoy your **cat** salad.